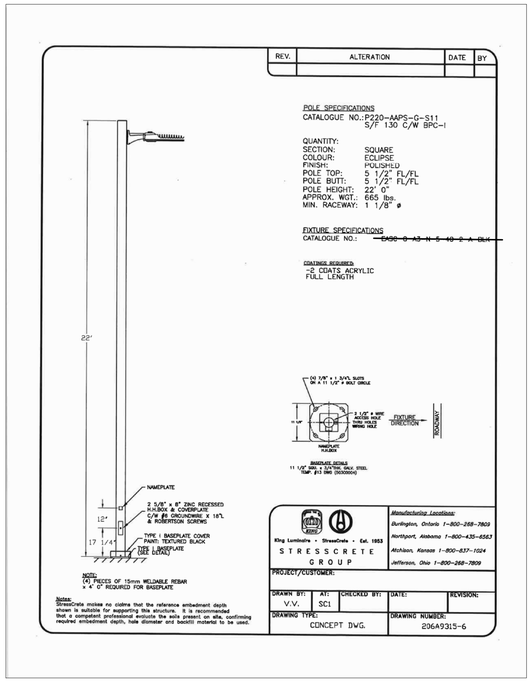

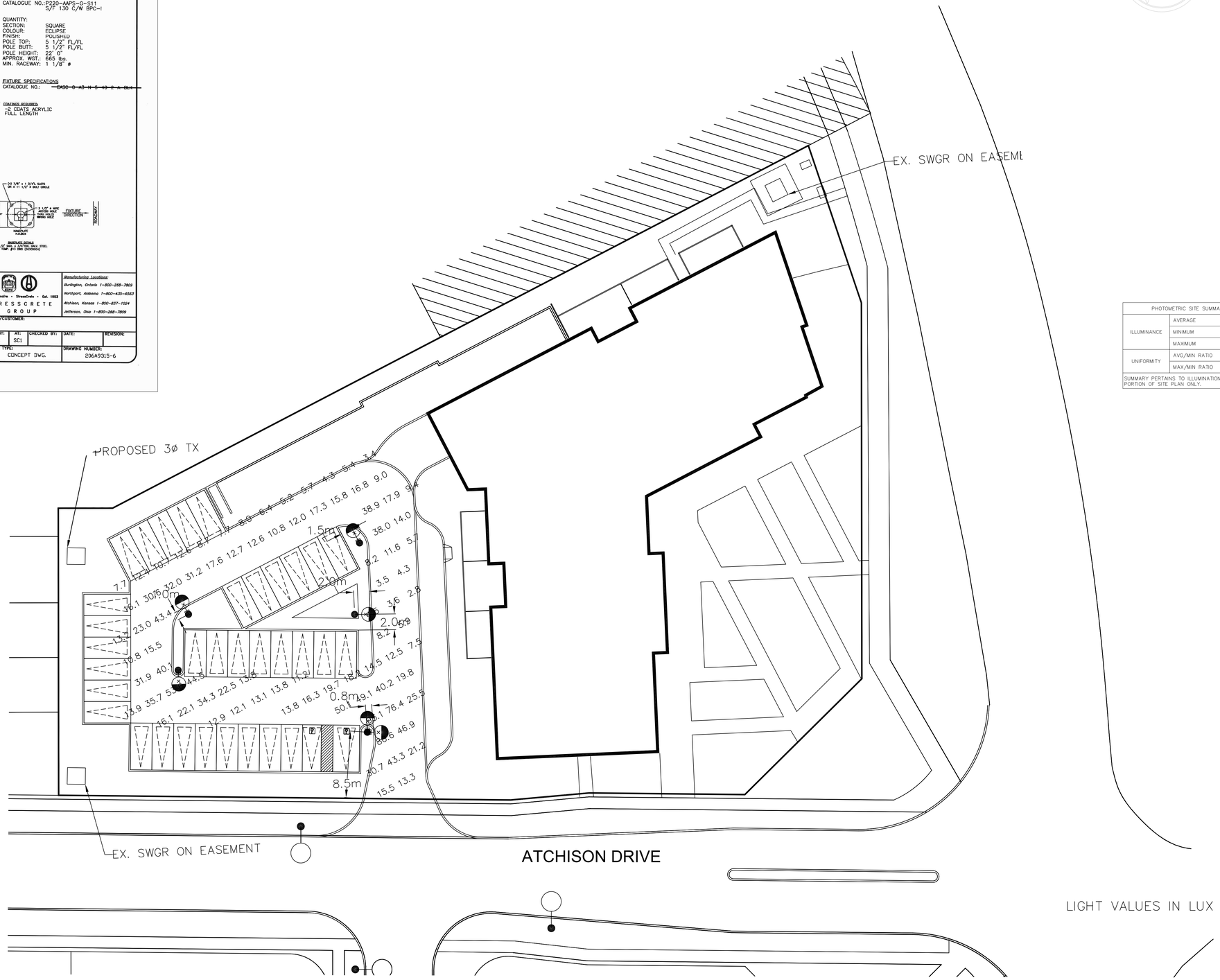

PHOTOMETRIC SITE SUMMARY		
ILLUMINANCE	AVERAGE	20.7 lux
	MINIMUM	2.8 lux
	MAXIMUM	93.1 lux
UNIFORMITY	AVG/MIN RATIO	7.4:1
	MAX/MIN RATIO	33.3:1
SUMMARY PERTAINS TO ILLUMINATION OF PAVED PORTION OF SITE PLAN ONLY.		

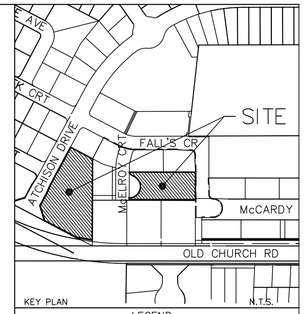

LEGEND

A1 STREETLIGHT POLE: 6.7m (22.0')
SQUARE CONCRETE POLE BY
STRESS-CRETE CAT.#P220-AAPS-G-S11
S/F 130 C/W BPC-1 FINISHED IN
POLISHED ECLIPSE

LUMINAIRE: GE EVOLVE SERIES
EALS-03-0-C2-SM-7-30-N-A-D1-BLK
50W 120V L.E.D. C/W PHOTO CONTROL.
NOTE: LUMINAIRE FACTORY FINISHED
POWDER COAT BLACK.
PHOTOMETRIC FILE:
EALP03_C2AN730.IES

APPROVED FOR CONSTRUCTION
THIS APPROVAL CONSTITUTES A GENERAL REVIEW AND DOES NOT CERTIFY DIMENSIONAL ACCURACY.

THIS APPROVAL IS SUBJECT TO THE FURTHER CERTIFICATION OF THE "AS CONSTRUCTED" WORKS BY A REGISTERED PROFESSIONAL ENGINEER OF THE PROVINCE OF ONTARIO.

DATE : _____ APPROVED BY: _____
C. CAMPBELL, C.E.T.
DIRECTOR OF PUBLIC WORKS AND ENGINEERING

NO.	REVISION	DATE	BY
R1	REVISED PER LATEST SITE PLAN	2019.04.30	T.J.G.

T. J. GAYOWSKY
2019.04.30

RTG SYSTEMS INC.
ELECTRICAL CONSULTING ENGINEERS
3518 Mainway Dr., Suite 201
BURLINGTON ON L7M 1A8
E-MAIL: general@rtgsystems.com
Office: (905) 335-4470
Toronto: (905) 827-7887

TOWN OF CALEDON

PLURIBUS CORP.
0 ATCHISON DR., CALEDON
RZ 18-03, SPA 18-06
PHOTOMETRIC ANALYSIS

DWG BY	DATE	CK'D BY	DATE
T.J.G.	2018.02.14		

SCALE	DRAWING NO.	SHEET 1 OF 1
1:250 EXCEPT SYMBOLS	PHOTO-1	

04608-00