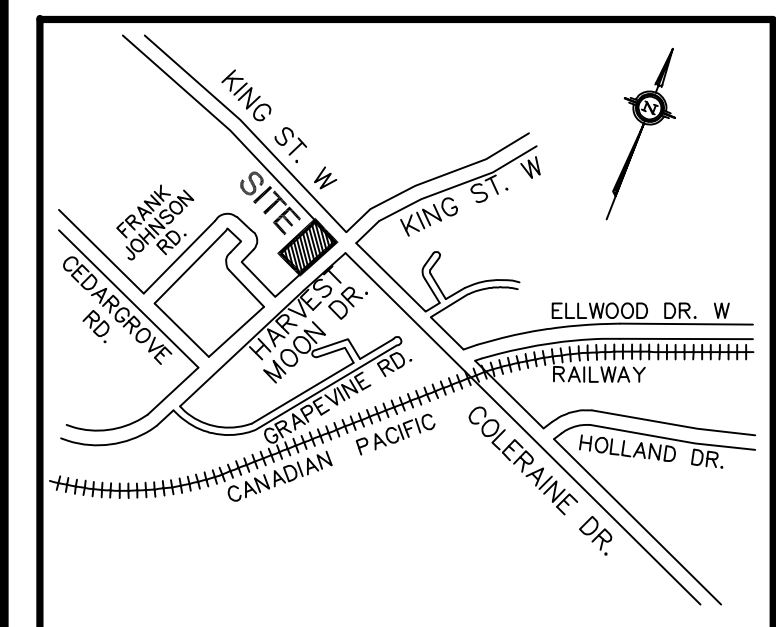




Contractor must check and verify all dimensions and be responsible for same, reporting any discrepancies to the Engineer and architect before commencing work.
 Prints shall not be used for construction until signed 'Approved For Construction' by the Engineer.
 Prints are not to be scaled.
 All drawings, prints and specifications are the property of the Engineer and shall be returned to him on completion of the work.
 All work shall be performed in accordance with the latest edition of the ONTARIO BUILDING CODE, NATIONAL BUILDING CODE and regulatory regulations of the Town of Caledon Building Department.
 These notes are to be read in conjunction with all drawings and specifications.

No.	Date:	Revision:	D'wn.	Ch'd.
1.	10/1/2021	ISSUED FOR SPA	SA	SA



KEY PLAN

SCALE: N.T.S.

LEGAL DESCRIPTION:
 PART 2-SUBJECT TO EASEMENT IN GROSS AS IN INST. No. PR1070814 AND SUBJECT TO EASEMENT FOR ENTRY AS IN INST. No. PR191573
 PART 3-SUBJECT TO EASEMENT FOR ENTRY AS IN INST. No. PR191573
PLAN OF SURVEY OF
 PART OF LOT 9, CONCESSION 5
 (GEOGRAPHIC TOWNSHIP OF ALBION)
 TOWN OF CALEDON
 REGIONAL MUNICIPALITY OF PEEL

APPLICANT:
 HUMPHRIES PLANNING GROUP INC.
 190 PIPPIN ROAD, SUITE A
 VAUGHAN, ON L4K 4X9
 TEL: 905-264-7678 EXT. 244
 EMAIL: rhumphrieshumphriesplanning.com

OWNER:
 HARVESTONE CENTRE INC.
 3 BROWNING COURT
 BOLTON, ON L7E 5S6
 TEL: 905-857-3266
 EMAIL: vince@boltonrailings.com

ARCHITECTS / ENGINEERS:
 SOSCIA PROFESSIONAL ENGINEERS INC
 10376 YONGE STREET, SUITE 307
 RICHMOND HILL, ON L4C 3B8
 TEL: 905 237 5410
 FAX: 905 237 5413
 CEL: 416 704 3868
 E-MAIL: hmo@sosciaeng.ca



TOWN OF CALEDON
 PLANNING
 RECEIVED
 Nov.29, 2021

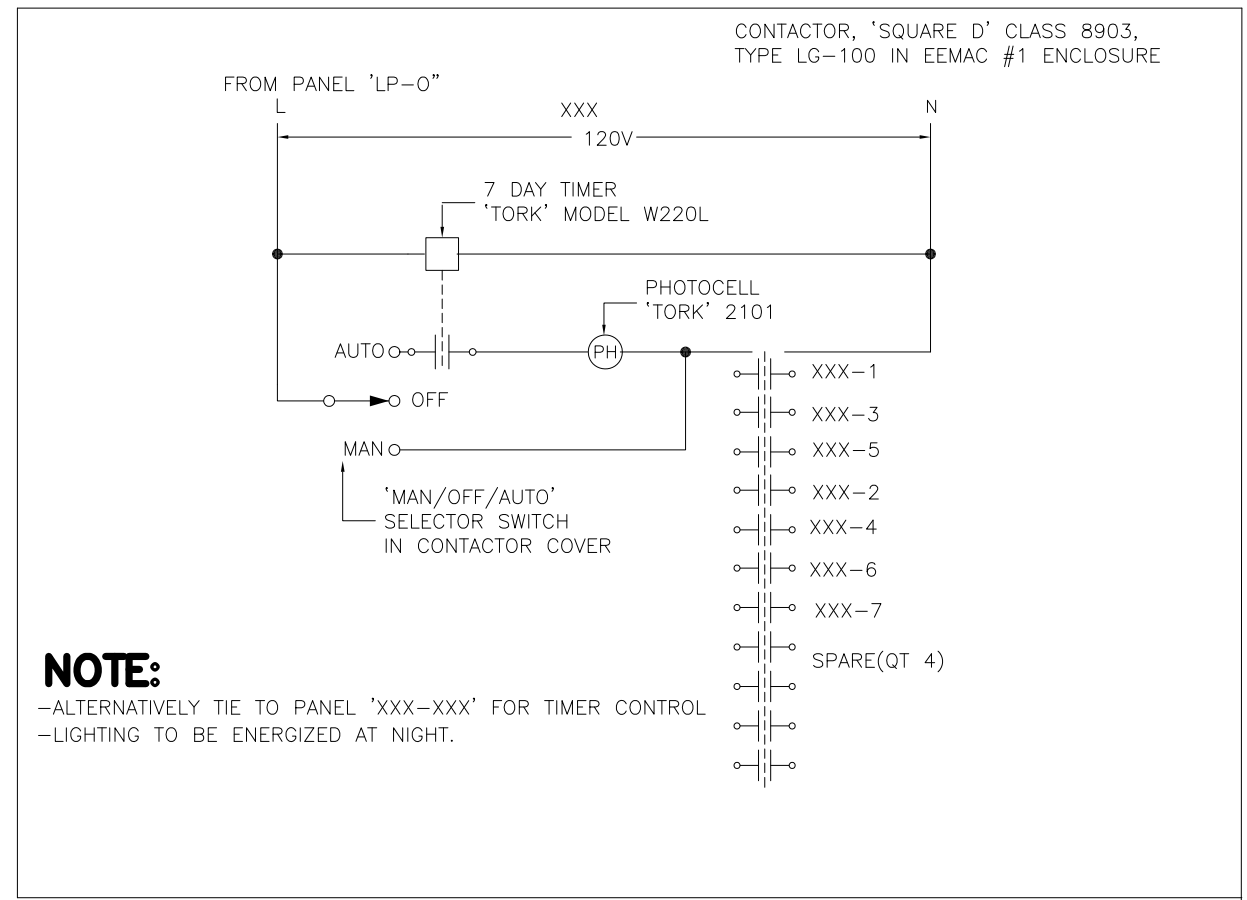


Project:
 PROPOSED:
 STACKED TOWNHOUSE
 DEVELOPMENT
 13656 EMIL KOLB PARKWAY
 CALEDON, ONTARIO.

Sheet title:
 SITE PLAN LIGHTING
 RENDER AND DETAILS

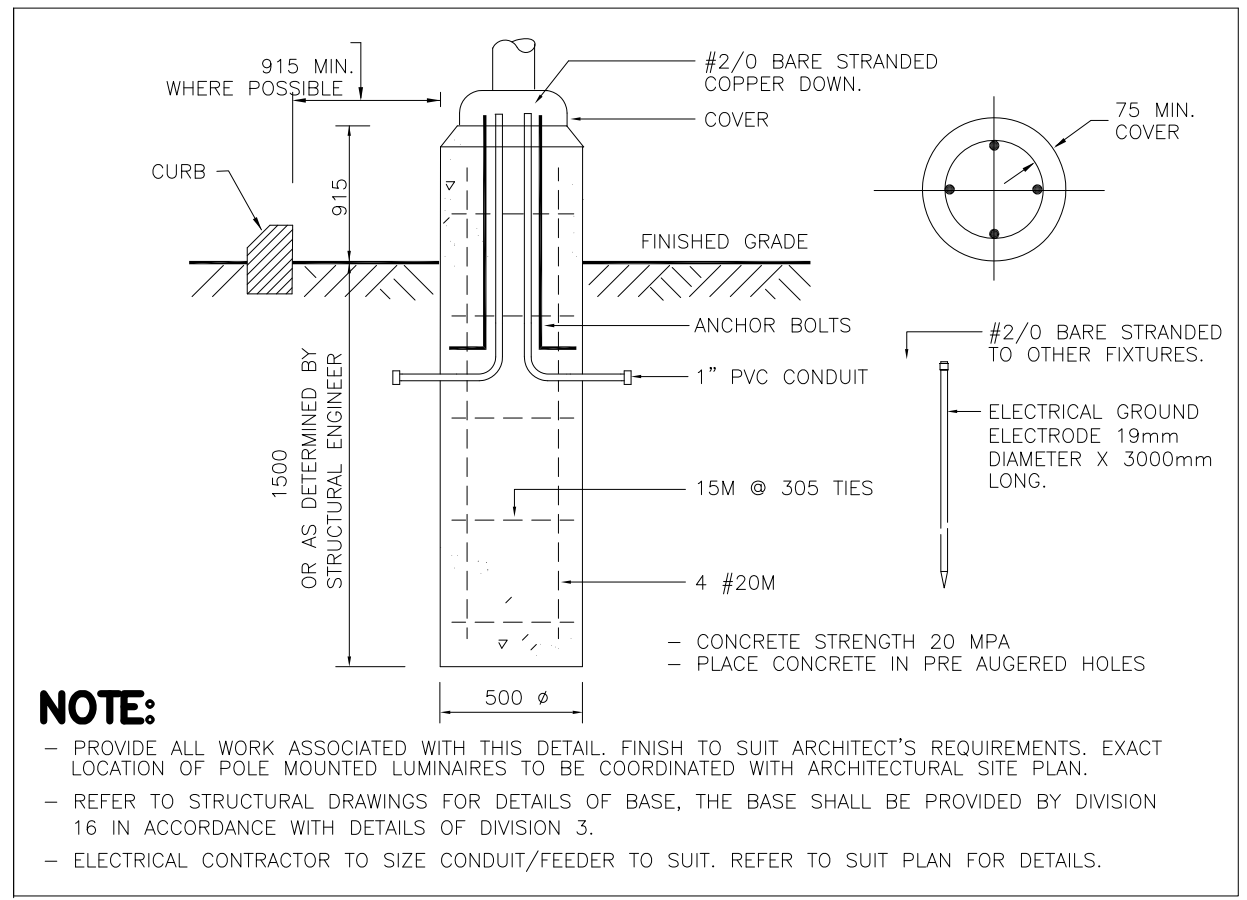
Scale: AS NOTED
Date: DEC 2020
Drawn: SA
Checked: SA

Job. no.: 20-007
D'wg. no.: E4



NOTE:
 -ALTERNATIVELY TIE TO PANEL 'XXX-XXX' FOR TIMER CONTROL
 -LIGHTING TO BE ENERGIZED AT NIGHT.

EXTERIOR LIGHTING CONTROL SCALE: N.T.S.



NOTE:
 - PROVIDE ALL WORK ASSOCIATED WITH THIS DETAIL. FINISH TO SUIT ARCHITECT'S REQUIREMENTS. EXACT LOCATION OF POLE MOUNTED LUMINAIRES TO BE COORDINATED WITH ARCHITECTURAL SITE PLAN.
 - REFER TO STRUCTURAL DRAWINGS FOR DETAILS OF BASE, THE BASE SHALL BE PROVIDED BY DIVISION 16 IN ACCORDANCE WITH DETAILS OF DIVISION 5.
 - ELECTRICAL CONTRACTOR TO SIZE CONDUIT/FEEDER TO SUIT. REFER TO SUIT PLAN FOR DETAILS.

LIGHTING POLE BASE IN GRADE SCALE: N.T.S.