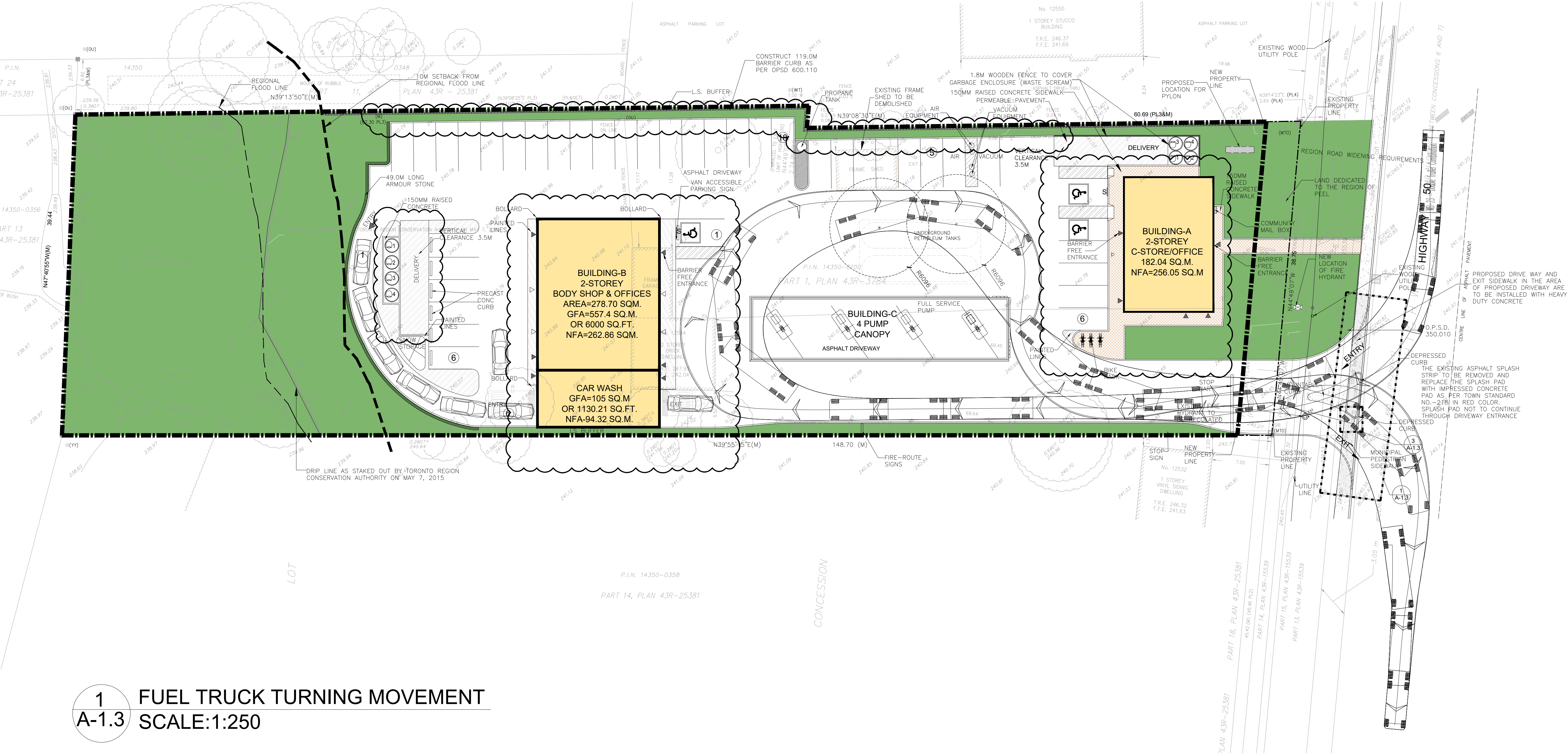



WB-23 - Double Trailer Combination
Overall Length 25000mm
Overall Width 2500mm
Overall Body Height 3700mm
Min Body Ground Clearance 435mm
Track Width 2600mm
Lock-to-lock time 4.00s
Curb to Curb Turning Radius 12200mm

TRUCK TYPE- WB-23




1 FUEL TRUCK TURNING MOVEMENT
A-1.3 SCALE:1:250

SCALE 1:250
0 1 2 3 4 5 10 15 20 25 metres



n Architecture Inc
PRINCIPAL: NITIN MALHOTRA, ARCHITECT.
9120 Leslie Street, Suite-208
Richmond Hill, Ontario, L4B 3J9
T : 4 1 6 . 3 0 3 . 4 8 2 1
E: info@narchitecture.com
www.narchitecture.com



02nd SEPTEMBER 2020
ISSUED FOR SPA IV AND ZBA II
NOT FOR CONSTRUCTION

No.	Date	Version	Dwn.
4.	SEP 02, 2020	ISSUED FOR SPA IV AND ZBA II	HG
3.	MAY 29, 2019	ISSUED FOR SPA III AND ZBA I	PB
2.	MAR.20, 2017	RE-ISSUED FOR SPA	MG
1.	DEC.01, 2015	ISSUED FOR SPA	N.B.

This drawing is copyright property of 'n Architecture Inc'. Not to be reproduced. Contractor must verify all job dimensions, drawings, details and specifications and report any discrepancies to the architect before proceeding with work.

PROJECT:
**GAS STATION
AT 12544 HIGHWAY 50
BOLTON, ON.**

DRAWING TITLE: SPA 2015-0067
R2 15-08

**FUEL TRUCK TURNING
MOVEMENT**

SITE PLAN FILE NUMBER: SC 2003 - 0035	
DRAWN BY: NB	DATE: 24 JAN. 2014
CHECKED BY: NM	SCALE: AS NOTED
PROJECT NO.:	DRAWING NO.:

13-40 A-1.3