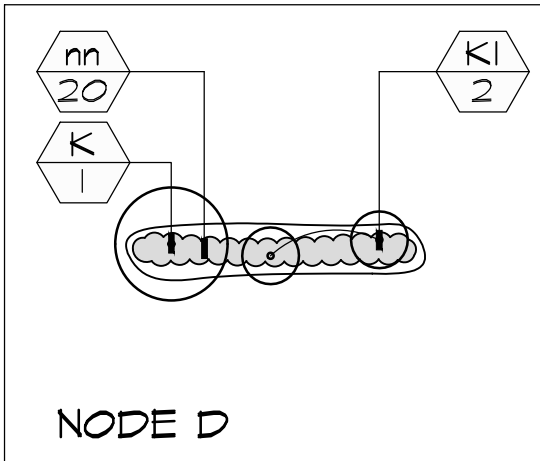
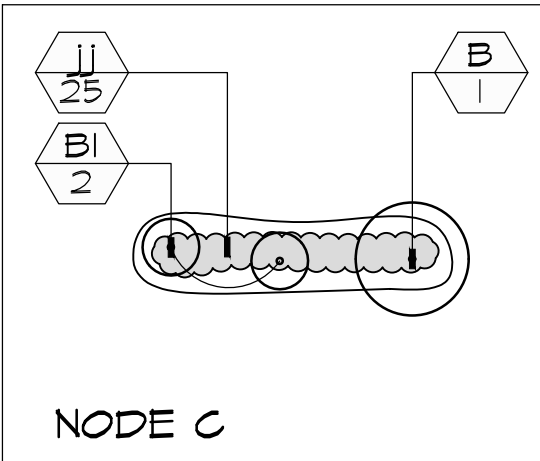
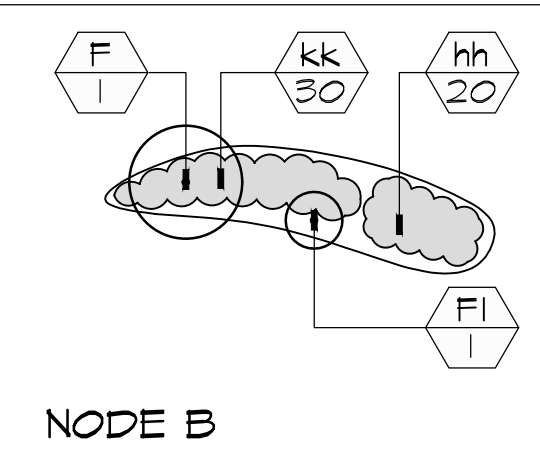
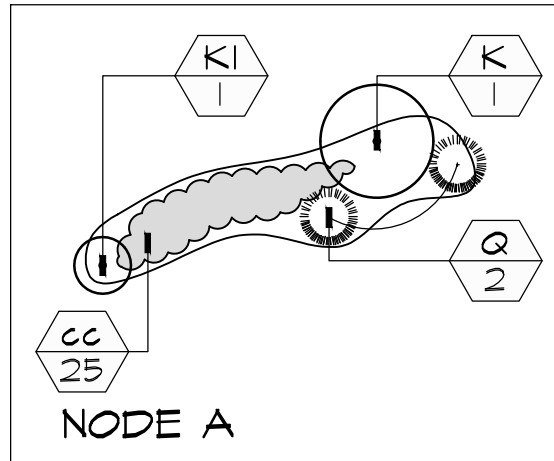


REFERENCED REALIGNED CREEK PLANTING NODES

SEE SHEET WD-2 FOR MASTER PLANT LIST AND SHEET WL-1 FOR TOTAL NODE QUANTITIES

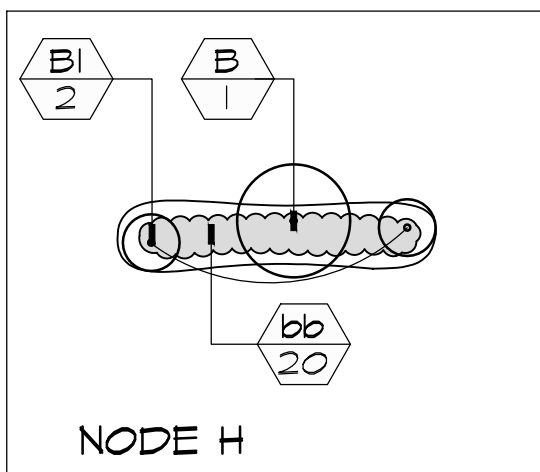
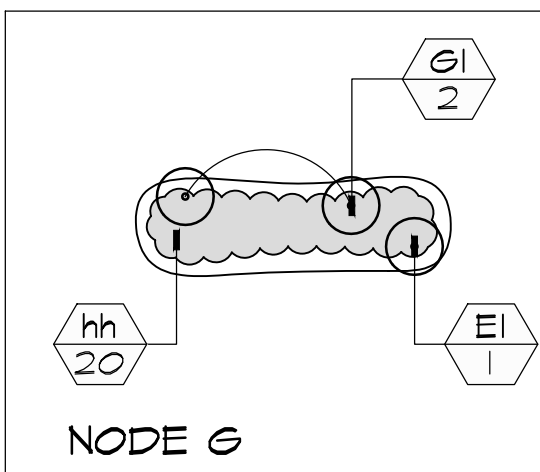
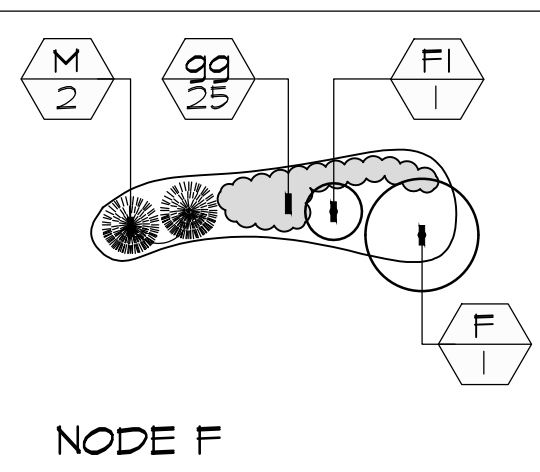
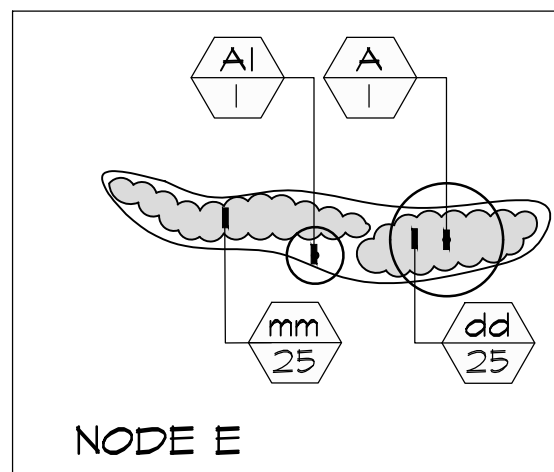
ZONE 3

LOWER HALF OF ENGINEERED SLOPES



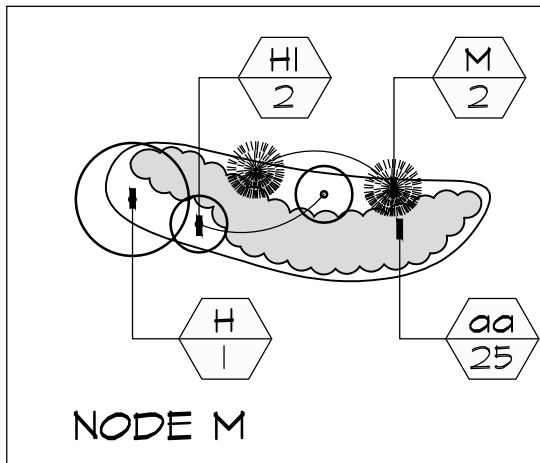
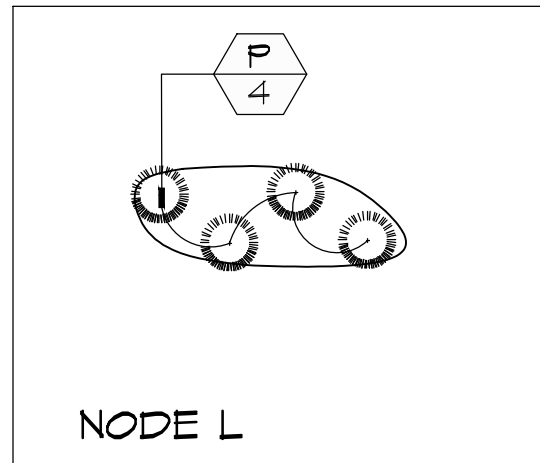
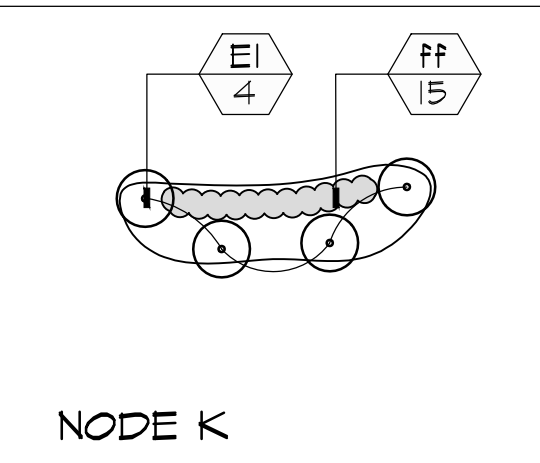
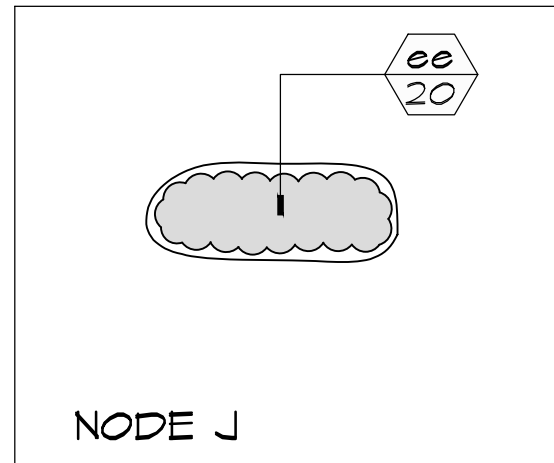
ZONE 4

UPPER HALF OF ENGINEERED SLOPES



ZONE 5

BETWEEN TOP OF SLOPE AND CREEK PROPERTY LINE



REFERENCE PLANT LIST

KEY COMMON NAME

DECIDUOUS TREES

- A RED MAPLE
- AI RED MAPLE
- B SILVER MAPLE
- BI SILVER MAPLE
- EI BALSAM POPLAR
- F SHAWP WHITE OAK
- FI SHAWP WHITE OAK
- GI BUR OAK
- H RED OAK
- HI RED OAK
- K BLACK WILLOW
- KI BLACK WILLOW

CONIFEROUS TREES

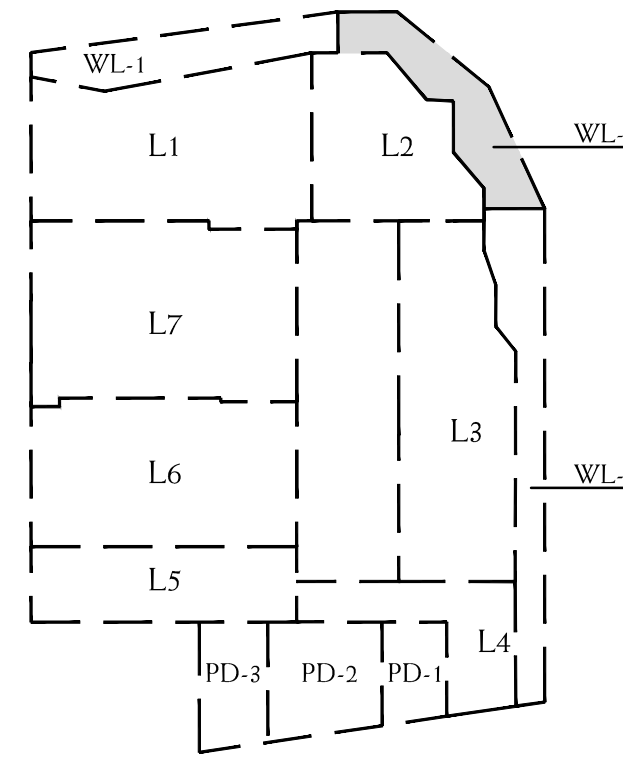
- M WHITE SPRUCE
- P EASTERN WHITE PINE
- Q WHITE CEDAR

DECIDUOUS SHRUBS

- aa SMOOTH SERVICEBERRY
- bb GRAY DOGWOOD
- cc RED OSIER DOGWOOD
- dd BUSH HONEYSUCKLE
- ee STAGHORN SUMAC
- gg COMMON ELDERBERRY
- hh COMMON NINEBARK
- jj PUSSY WILLOW
- kk SPICEBUSH
- mm NANNYBERRY
- nn WINTERBERRY

SEE SHEET WD-2 FOR MASTER PLANT LIST

REFERENCE PLAN



LEGEND

- DECIDUOUS TREES
- CONIFEROUS TREES
- SHRUB PLANTINGS
- TEMPORARY PROTECTIVE FENCING
- TYPE 1 SEED MIX
- TYPE 3 SEED MIX
- LIMIT OF GRADING

BASE INFORMATION OBTAINED ELECTRONICALLY FROM
BALDASSARRA ARCHITECTS INC. (TEL. 905-660-0722)

VI.	date	version	by
MAR 11 2021	ISSUED FOR FIRST SUBMISSION		KM
no.	date	version	by

All information hereon to be checked and verified at the site and any discrepancies must be reported to and clarified by the landscape architect before commencing work. All drawings, specifications, details, digital information, etc., prepared by the landscape architect are instruments of service and as such are his property and must be returned at his request.

project
PROPOSED INDUSTRIAL DEVELOPMENT
12035 DIXIE ROAD
CALEDON, ONTARIO
TRIBAL PARTNERS CANADA INC.

drawing

REALIGNED CREEK LANDSCAPE PLAN

date	MARCH 9, 2021	drawn	KM
scale*	1:400	file	3416 WL2V1-210311
direction		project no.	3416
		sheet no.	WL-2

*NOTED SCALE IS APPLICABLE ONLY WHEN PRINTED ON ARCH D (34"x36") SIZE SHEET