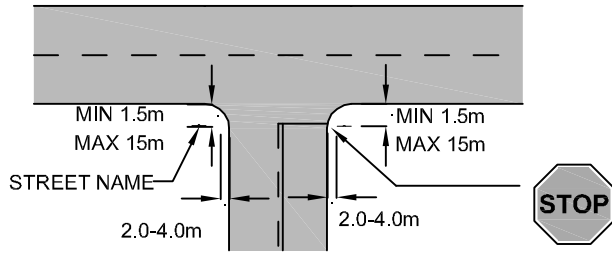
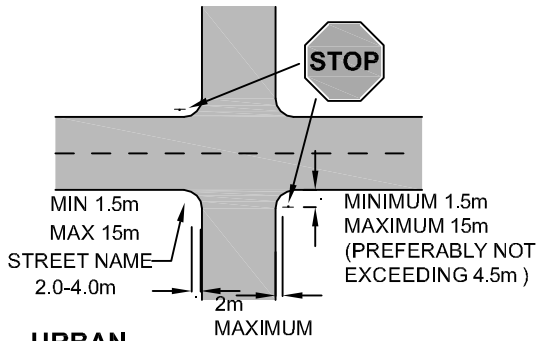


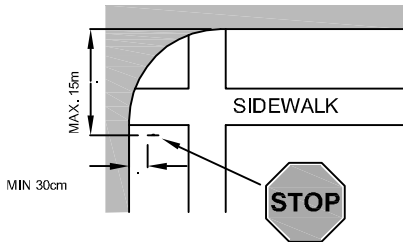
RURAL



URBAN



URBAN



NOTES:

1. REGULATORY SIGNS

ALL REGULATORY SIGNS SHALL BE ON ALUMINUM BLANKS WITH HIGH-INTENSITY BACKGROUND AND LEGEND MEETING ASTM SPEC. D4956-90 FOR TYPE III AND TYPE IV AND IN ACCORDANCE WITH CURRENT MANUAL OF UNIFORM TRAFFIC CONTROL DEVICES (MUTCD) AND HIGHWAY TRAFFIC ACT.

2. MOUNTING

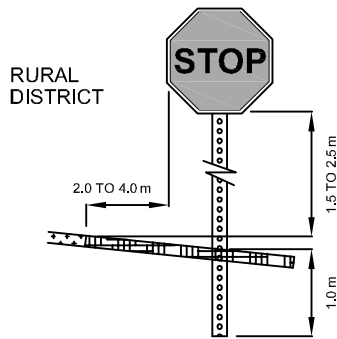
ALL SIGNS ARE TO BE MOUNTED ON 14Ga. 45 X 45 c.m. SQUARE PUNCH OUT TYPE GALVANIZED STEEL POST WITH DIRECT EMBEDDED OR BREAKAWAY BASE TYPE INSTALLATIONS. ALL SIGNS ARE TO BE FASTENED WITH CARRIAGE BOLTS & BRAFASCO ANTI VANDAL CONNECTORS.

3. STREET NAME SIGNS

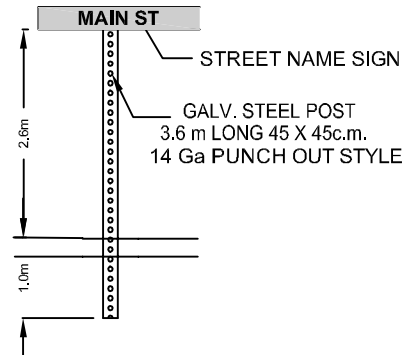
MATERIAL TO BE 160mm HIGH EXTRUDED ALUMINUM BLADES WITH A BULB "T" TOP AND BOTTOM. GREEN HIGH-INTENSITY SCOTCHLITE BACKGROUND WITH PRECUT 90mm WHITE HIGH-INTENSITY UPPER CASE BLOCK HIGHWAY LETTERING, ALL VACUUM APPLIED. THE SUFFIX OF EACH ROAD NAME "AVE., BLVD., RD., ST., ETC." IS TO BE ABBREVIATED.

STREET NAME SIGN NOT TO BE MOUNTED ON SAME POST AS STOP SIGN. STREET SIGN MUST BE MOUNTED ON IT'S OWN POST IN A QUADRANT OTHER THAN STOP SIGN.

STOP SIGN



STREET SIGN



NO.	REVISION	APR'D	DATE
2	NOTE 2, CARRIAGE BOLTS	CAC	FEB. 03
1	ANTI VANDAL FASTENER	CAC	MAY 01

TOWN OF CALEDON

APRD: C.C.

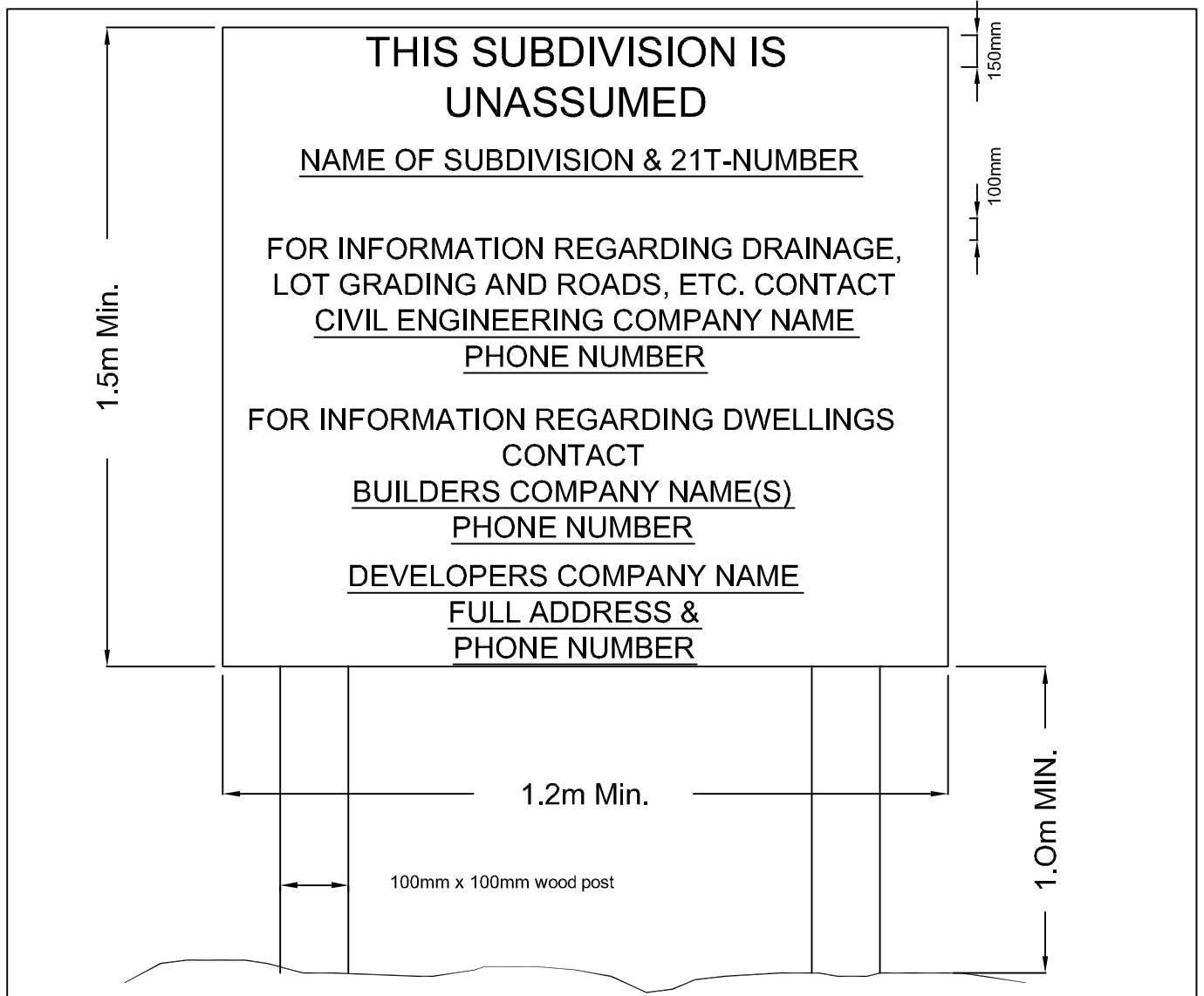
DATE: DEC. 1999

STANDARD STREET NAME AND REGULATORY SIGNS

DRAWN:

SCALE: N.T.S.

STANDARD No. 400

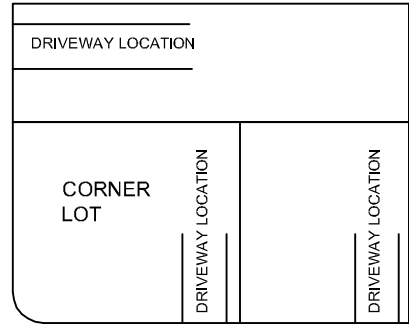
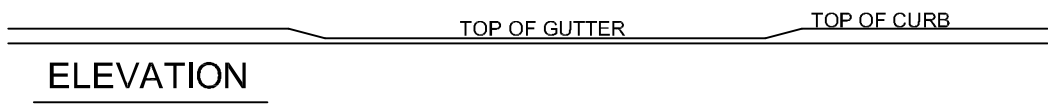
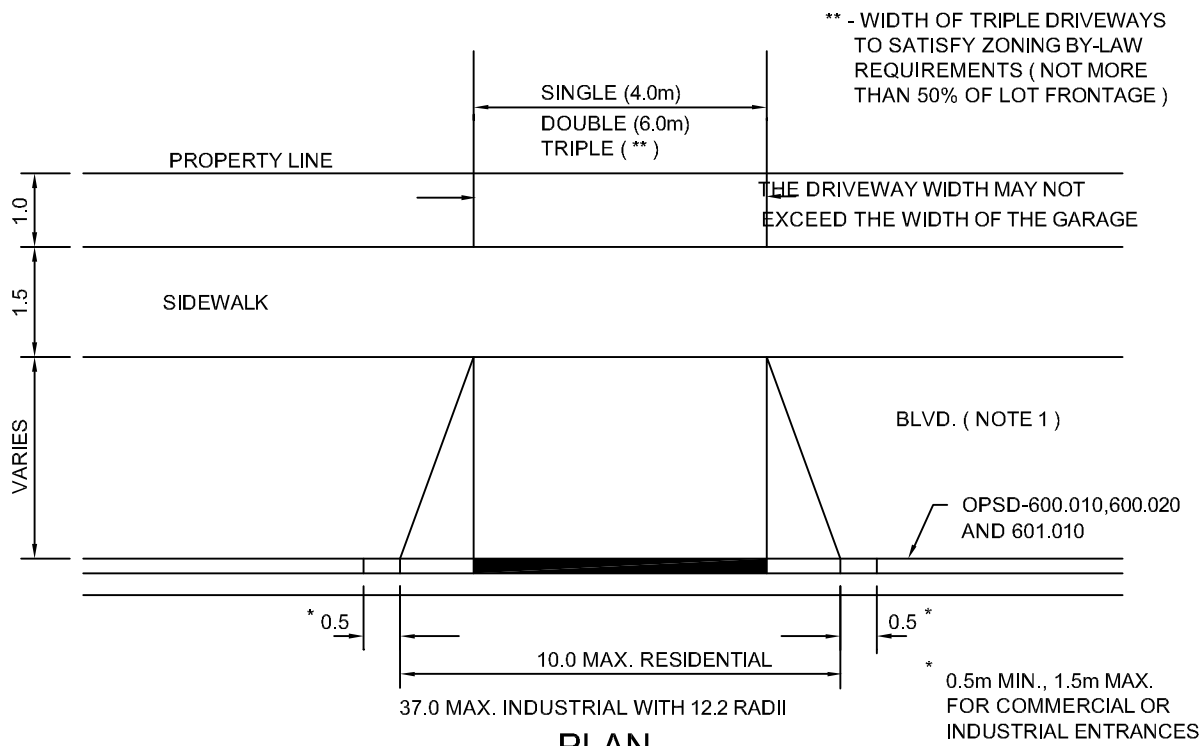


NOTES:

1. INFORMATION SIGNS
ALL INFORMATION SIGNS SHALL BE ON A MIN. OF 19mm PLYWOOD BLANKS WITH WHITE ENGINEERING GRADE BACKGROUND AND BLACK LEGEND.
2. MOUNTING
ALL SIGNS ARE TO BE MOUNTED ON 100mmx100mm POSTS AND ARE TO BE LOCATED WITHIN THE RIGHT OF WAY IN A LOCATION THAT WILL NOT BLOCK SIGHT LINES TO THE MOTORING PUBLIC.

NO.	REVISION	APR'D	DATE

TOWN OF CALEDON		APR'D: C.C.	DATE: JUNE. 2001
ENTRY POINT INFORMATION SIGNS		DRAWN:	SCALE: N.T.S.
		STANDARD No. 401	



CORNER LOT LOCATIONS

- NOTES:
1. DRIVEWAY SHALL NOT BE MORE THAN 50% OF LOT FRONTAGE.
 2. CROSSFALL OF SIDEWALK 2% UNLESS OTHERWISE APPROVED.
 3. ALL DIMENSIONS ARE IN METRES UNLESS OTHERWISE SHOWN.

NO.	REVISION	APR'D	DATE
1	STANDARD No. 410 NOW 402		JUNE 08

DRIVEWAY ENTRANCE DETAIL		APRD: C.C.	DATE: 15/12/01
		DRAWN: BJM	SCALE: N.T.S.
STANDARD No. 402			